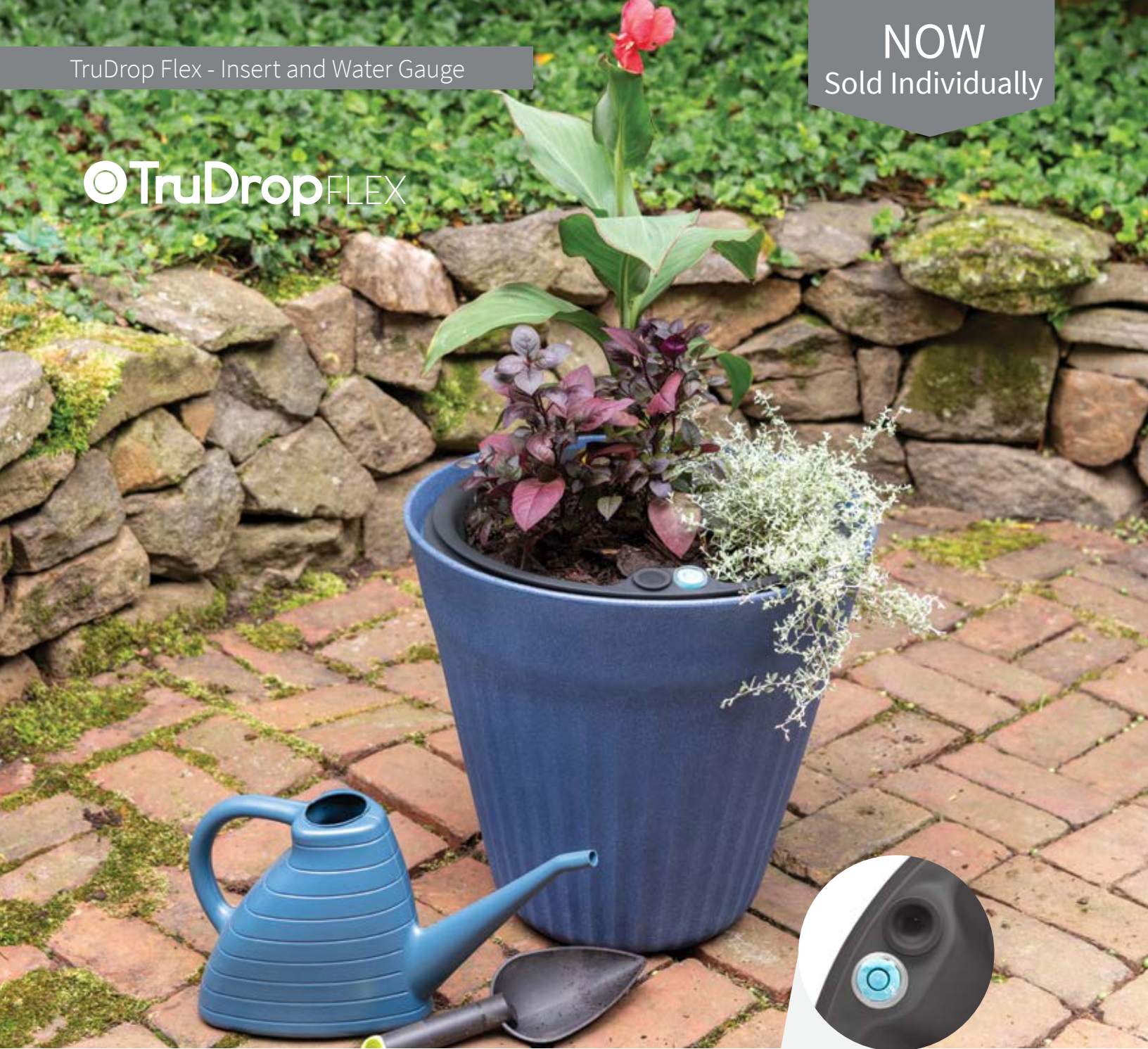


TruDrop Flex - Insert and Water Gauge








NOW
Sold Individually

© TruDrop FLEX



+



		dimensions			volume capacity		insert ref.#			
		soil		water						
										
A	Insert, Water Gauge and Cap 15" Planters (Small)	13.54 34,4	in cm	8.66 22,0	in cm	12.91 32,8	in cm	2.59 gal 9,8 l	1.74 gal 6,6 l	BT001I15193
B	Insert, Water Gauge and Cap 18" Planters (Medium)	16.69 42,4		10.24 26,0		15.59 39,6		4.49 17,0	3.70 14,0	BT001I18193
C	Insert, Water Gauge and Cap 22" Planters (Large)	20.63 52,4		12.20 31,0		18.94 48,1		9.25 35,0	6.21 23,5	BT001I22193



20 pcs of insert 18" are stacked, shipped inside another box

Easy to read water level indicator.



EMPTY



1/2



FULL

